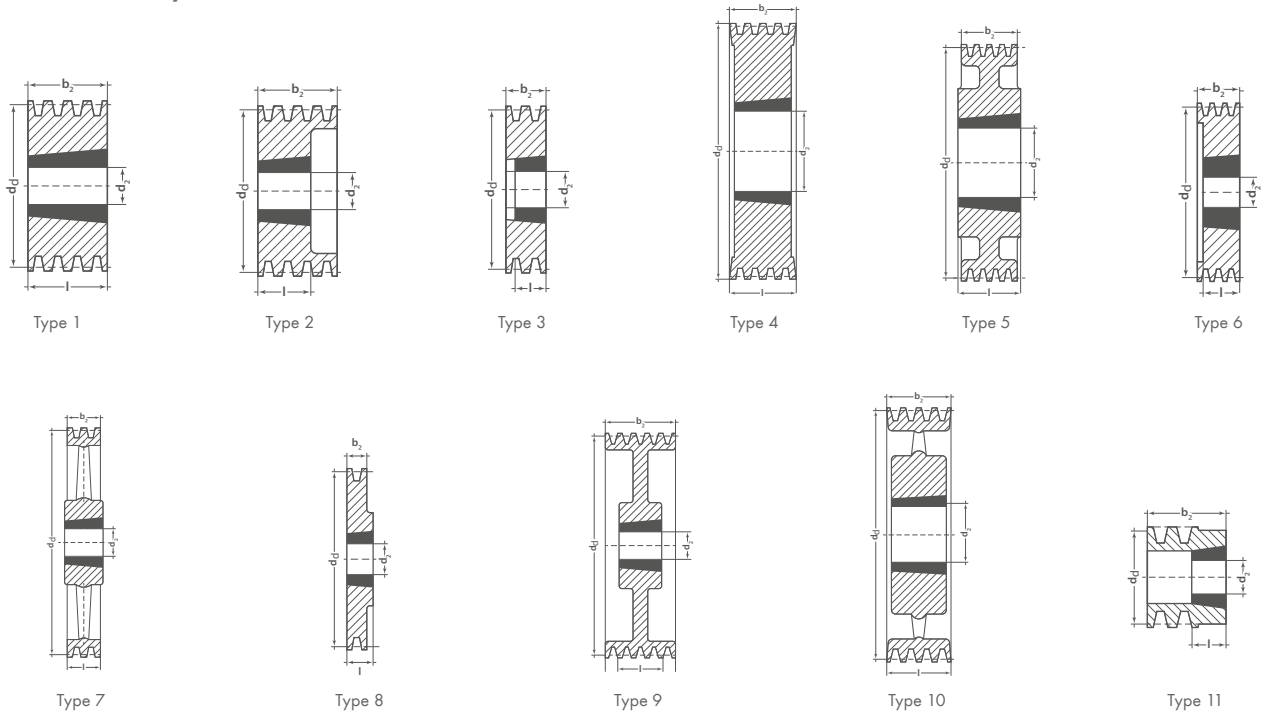


Types V-Grooved Pulleys:



We reserve the right to make technical changes.

Balancing:

The list prices apply, to cast iron pulleys balanced in one plane as follows: Grade G 6,3 for $\varnothing d_d \leq 400$ mm at $n = 1500$ rpm, for $\varnothing d_d > 400$ mm at $v = 30$ m/sec.

Balancing is carried out minus the key on a smooth mandrel. Machines where the rotors are balanced with an adjusting spring inserted in the shaft end must be ordered as follows: "Balanced with finished bore without key on a smooth mandrel without inserted spring".

We recommend balancing in two planes grade G 16 or better if $v \geq 30$ m/sec. or if the ratio between datum diameter and pulley face width $d_d : b_2 < 4$ at $v > 20$ m/sec. Surcharges for balancing on request. Please give pulley operating speed.

Surcharges for finished bore H7 and keyway to DIN 6885 part 1							
Quantity	Finished bore up to 30 mm		Finished bore 31 mm to 50 mm		Finished bore 51 mm to 75 mm		Drilled and tapped for set screws
	price per item € without keyway	price per item € with keyway	price per item € without keyway	price per item € with keyway	price per item € without keyway	price per item € with keyway	price per item €
1 to 2							
3 to 5							
6 to 10							
11 to 24							
25 to 50							
over 50							

Special pulleys and custom designed pulleys on request.

optibelt KS V-Grooved Pulleys for Taper Bushings
Profile SPA



Datum diameter d_d (mm)	No. of grooves	Type	Type No.	Weight without bushing (≈kg)	Taper bushing	Datum diameter d_d (mm)	No. of grooves	Type	Type No.	Weight without bushing (≈kg)	Taper bushing
TB SPA/13						132	1	●	8	1.6	1610
63	1	●	8	0.6	1008		2	●	6	1.8	2012
	2	●	6	0.8	1008		3	●	2	2.3	2012
67	1	●	8	0.3	1108		4	●	2	2.6	2517
	2	●	6	0.5	1108		5	●	4	2.9	2517
71	1	●	8	0.3	1108	140	1	●	8	1.8	1610
	2	●	6	0.5	1108		2	●	6	2.0	2012
	3	●	6	0.7	1108		3	●	6	2.8	2517
75	1	●	8	0.4	1108		4	●	2	3.1	2517
	2	●	6	0.6	1108		5	●	4	3.4	2517
	3	●	6	0.8	1108	150	1	●	8	1.4	1610
80	1	●	8	0.5	1210		2	●	6	2.4	2012
	2	●	6	0.6	1210		3	●	6	3.5	2517
	3	●	6	0.9	1210		4	●	2	3.8	2517
85	1	●	8	0.6	1210		5	●	4	4.2	2517
	2	●	6	0.7	1210	160	1	●	8	1.9	1610
	3	●	6	1.0	1210		2	●	6	2.9	2012
90	1	●	8	0.7	1210		3	●	6	3.9	2517
	2	●	6	0.7	1610		4	●	2	4.4	2517
	3	●	6	1.0	1610		5	●	4	5.1	2517
	4	●	6	1.2	1615	170	1	●	8	2.0	1610
95	1	●	8	0.8	1210		2	●	6	3.1	2012
	2	●	6	0.9	1610		3	●	6	4.6	2517
	3	●	6	1.1	1610		4	●	2	5.5	2517
	4	●	6	1.4	1615		5	●	4	5.9	2517
100	1	●	8	0.8	1610	180	1	x	7	2.1	1610
	2	●	6	0.9	1610		2	○	9	3.4	2012
	3	●	2	1.2	1610		3	●	6	5.1	2517
	4	●	2	1.7	1615		4	●	2	5.9	2517
	5	●	2	1.9	1615		5	●	4	6.2	3020
106	1	●	8	0.9	1610	190	1	x	7	2.3	1610
	2	●	6	1.1	1610		2	○	9	3.8	2012
	3	●	2	1.4	1610		3	●	6	5.4	2517
	4	●	6	2.0	2012		4	●	2	6.8	2517
	5	●	6	2.0	2012		5	●	2	7.4	3020
112	1	●	8	1.0	1610	200	1	x	7	2.6	2012
	2	●	6	1.2	1610		2	○	5	4.1	2517
	3	●	6	1.3	2012		3	○	9	4.9	2517
	4	●	6	1.9	2012		4	●	2	7.4	3020
	5	●	6	2.1	2012		5	●	4	8.4	3020
118	1	●	8	1.2	1610	212	1	x	7	2.7	2012
	2	●	6	1.4	1610		2	x	7	4.3	2517
	3	●	2	1.8	2012		3	x	10	5.2	2517
	4	●	2	2.0	2012		4	●	2	7.3	3020
	5	●	2	2.4	2012		5	●	2	8.2	3020
125	1	●	8	1.4	1610	224	1	x	7	2.7	2012
	2	●	6	1.7	1610		2	x	7	4.4	2517
	3	●	2	2.0	2012		3	x	10	5.5	2517
	4	●	2	2.5	2012		4	●	2	7.4	3020
	5	●	4	2.7	2012		5	●	2	8.3	3020

Datum diameter d_d (mm)	No. of grooves	Type	Type No.	Weight without bushing (\approx kg)	Taper bushing	Datum diameter d_d (mm)	No. of grooves	Type	Type No.	Weight without bushing (\approx kg)	Taper bushing
236	1	x	7	2.8	2012	630	1*	x	7	10.1	2517
	2	x	7	4.6	2517		2*	x	7	16.0	3020
	3	x	10	5.7	2517		3	x	7	22.0	3020
	4	○	9	7.8	3020		4	x	7	30.8	3535
	5	○	9	8.7	3020		5	x	7	33.7	3535
250	1	x	7	2.9	2012						
	2	x	7	4.8	2517						
	3	x	10	5.9	2517						
	4	x	10	8.0	3020						
	5	○	9	9.0	3020						
280	1	x	7	3.3	2012						
	2	x	7	5.4	2517						
	3	x	10	6.7	2517						
	4	x	10	8.8	3020						
	5	x	7	15.5	3535						
300	1	x	7	4.5	2012						
	2	x	7	6.8	2517						
	3	x	10	8.2	3020						
	4	x	10	11.3	3020						
	5	○	5	19.0	3535						
315	1	x	7	3.6	2012						
	2	x	7	6.0	2517						
	3	x	7	8.3	3020						
	4	x	10	9.7	3020						
	5	x	7	17.0	3535						
355	1	x	7	4.2	2012						
	2	x	7	6.7	2517						
	3	x	7	9.2	3020						
	4	x	10	11.0	3020						
	5	x	7	18.6	3535						
400	1	x	7	4.9	2012						
	2	x	7	8.1	2517						
	3	x	7	11.0	3020						
	4	x	10	12.8	3020						
	5	x	7	21.0	3535						
450	1*	x	7	7.0	2012						
	2	x	7	10.3	2517						
	3	x	7	14.1	3020						
	4	x	10	15.5	3020						
	5	x	7	24.3	3535						
500	1*	x	7	8.0	2517						
	2	x	7	11.6	2517						
	3	x	7	16.0	3020						
	4	x	10	18.2	3020						
	5	x	7	27.3	3535						
560	1*	x	7	11.6	2517						
	2	x	7	15.5	3020						
	3	x	7	17.8	3020						
	4	x	7	26.7	3535						
	5	x	7	30.4	3535						

No. of grooves z	1	2	3	4	5
Face width b_2 (mm)	20	35	50	65	80

Taper bushing	1008	1108	1210	1610	1615	2012	2517	3020	3535
Bore d_2 (mm) from... to..	10-25	10-28	11-32	14-42	14-42	14-50	16-65	25-75	35-90

● Solid pulley ○ Plate pulley (with or without holes) x Spoked pulley
 Material: EN-GJL 200
 * Non stock items
 Bore diameters d_2 see page 4

We reserve the right to make technical changes.

Datum diameter d _d (mm)	No. of grooves	Type	Weight (≈kg)	Finished bore hole d _{max} (mm)	Hub length l (mm)	Datum diameter d _d (mm)	No. of grooves	Type	Weight (≈kg)	Finished bore hole d _{max} (mm)	Hub length l (mm)
SPA/13											
50▲	1	○	0.300	18	34	106	1	○	0.900	28	34
	2	○	0.500	18	49		2	○	1.700	28	49
	3	○	0.600	18	47		3	○	2.200	32	42
56▲	1	○	0.400	20	34		4	○	3.200	32	53
	2	○	0.600	20	49		5	○	3.900	35	60
	3	○	0.700	20	47	112	1	○	1.100	28	34
63▲	1	○	0.500	25	34		2	○	1.800	38	49
	2	○	0.800	25	49		3	○	2.400	38	42
	3	○	0.900	25	47		4	○	3.400	42	53
	4	○	1.200	25	60		5	○	4.000	42	60
71▲	5	○	1.500	25	70	118	1	○	1.100	32	34
	1	○	0.500	25	34		2	○	1.800	38	49
	2	○	0.900	28	49		3	○	2.400	42	42
	3	○	1.000	32	42		4	○	3.400	42	53
	4	○	1.500	32	60		5	○	4.100	48	65
75▲	5	○	1.800	32	70	125	1	○	1.400	32	34
	1	○	0.500	24	34		2	○	1.900	38	49
	2	○	1.000	24	49		3	○	2.600	42	42
	3	○	1.100	24	42		4	○	3.500	42	53
	4	○	1.800	24	60		5	○	4.400	48	65
80▲	5	○	1.900	28	82	132	1	○	1.500	32	34
	1	○	0.600	28	34		2	○	2.200	38	49
	2	○	1.000	32	49		3	○	2.600	42	42
	3	○	1.200	38	42		4	○	3.600	42	53
	4	○	1.900	38	60		5	○	4.800	48	65
85	5	○	2.000	38	55	140	1	○	1.500	32	34
	1	○	0.600	24	34		2	○	2.300	38	49
	2	○	1.200	28	49		3	○	2.600	42	42
	3	○	1.400	28	42		4	○	3.700	42	53
	4	○	2.000	28	53		5	○	5.000	48	65
90	5	○	2.200	32	55	150	1	x	1.600	38	36
	1	○	0.900	28	34		2	x	2.600	38	49
	2	○	1.500	32	49		3	○	3.000	42	42
	3	○	1.600	38	42		4	○	4.000	42	53
	4	○	2.200	42	53		5	○	5.200	48	65
95	5	○	2.500	42	67	160	1	x	1.800	38	36
	1	○	0.800	28	34		2	x	2.400	38	49
	2	○	1.600	28	49		3	x	2.800	42	42
	3	○	1.900	28	42		4	○	3.600	48	60
	4	○	2.500	32	53		5	○	5.500	48	70
100	5	○	2.800	35	67	170	1	x	2.000	35	36
	1	○	0.800	28	34		2	x	2.900	35	49
	2	○	1.400	32	49		3	x	3.200	35	42
	3	○	2.000	38	42		4	x	4.200	35	60
	4	○	2.700	42	53		5	x	5.800	38	70
	5	○	3.100	42	60	180	1	x	2.000	38	36
	1	○	0.800	28	34		2	x	3.200	42	49
	2	○	1.400	32	49		3	x	3.600	42	42
	3	○	2.000	38	42		4	x	4.700	48	60
	4	○	2.700	42	53		5	x	6.100	48	70

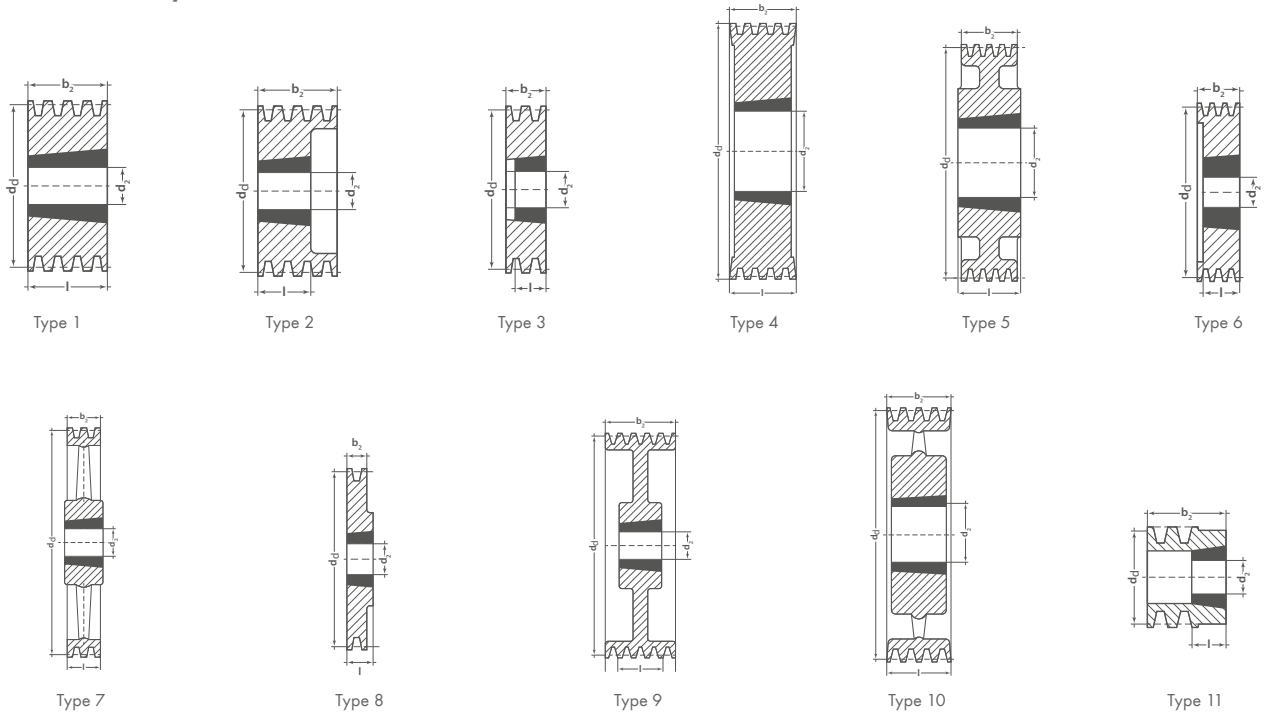
Datum diameter d_d (mm)	No. of grooves	Type	Weight (\approx kg)	Finished bore hole d_{max} (mm)	Hub length l (mm)	Datum diameter d_d (mm)	No. of grooves	Type	Weight (\approx kg)	Finished bore hole d_{max} (mm)	Hub length l (mm)
190	1	x	2.000	38	36	400	1	x	6.900	50	50
	2	x	3.200	42	49		2	x	8.800	55	53
	3	x	4.000	42	42		3	x	10.500	60	47
	4	x	5.200	48	60		4	x	12.400	60	67
	5	x	6.300	48	70		5	x	15.900	60	82
200	1	x	2.400	38	36	450	1	x	7.500	55	50
	2	x	2.900	42	49		2	x	9.400	55	53
	3	x	4.200	48	42		3	x	12.200	60	47
	4	x	5.000	55	60		4	x	14.200	65	67
	5	x	6.500	55	70		5	x	18.300	65	82
212	1	x	2.700	40	36	500	1	x	10.500	55	50
	2	x	3.400	42	49		2	x	10.700	55	55
	3	x	4.400	42	42		3	x	13.500	60	60
	4	x	5.700	42	60		4	x	16.300	65	67
	5	x	6.900	42	70		5	x	22.800	65	82
225	1	x	2.800	40	36	560	1	x	14.000	55	60
	2	x	3.900	42	49		2	x	13.100	55	60
	3	x	4.600	42	42		3	x	15.600	60	74
	4	x	6.500	42	60		4	x	19.400	65	67
	5	x	7.300	42	70		5	x	24.500	65	82
236	1	x	3.300	38	36						
	2	x	4.100	42	49						
	3	x	4.900	48	47						
	4	x	6.200	55	60						
	5	x	7.500	55	70						
250	1	x	3.400	42	36						
	2	x	4.300	48	49						
	3	x	5.300	48	47						
	4	x	7.000	55	60						
	5	x	7.900	60	70						
280	1	x	3.900	42	44						
	2	x	5.400	48	53						
	3	x	6.500	48	47						
	4	x	8.500	55	60						
	5	x	9.900	60	70						
300	1	x	4.300	48	44						
	2	x	5.900	48	53						
	3	x	7.500	55	47						
	4	x	9.800	55	60						
	5	x	11.300	60	70						
315	1	x	4.800	48	44						
	2	x	6.600	48	53						
	3	x	8.800	55	47						
	4	x	11.100	55	60						
	5	x	10.500	60	70						
355	1	x	5.500	48	44						
	2	x	7.700	55	53						
	3	x	9.600	55	47						
	4	x	11.800	55	60						
	5	x	13.800	60	70						

No. of grooves z	1	2	3	4	5
Face width b_2 (mm)	20	35	50	67	82

● Solid pulley ○ Plate pulley (with or without holes) x Spoked pulley
 ▲ only for profile 13
 Hub position: one side flush
 Material: EN-GJL 200

We reserve the right to make technical changes.

Types V-Grooved Pulleys:



We reserve the right to make technical changes.

Balancing:

The list prices apply, to cast iron pulleys balanced in one plane as follows: Grade G 6,3 for $\varnothing d_d \leq 400$ mm at $n = 1500$ rpm, for $\varnothing d_d > 400$ mm at $v = 30$ m/sec.

Balancing is carried out minus the key on a smooth mandrel. Machines where the rotors are balanced with an adjusting spring inserted in the shaft end must be ordered as follows: "Balanced with finished bore without key on a smooth mandrel without inserted spring".

We recommend balancing in two planes grade G 16 or better if $v \geq 30$ m/sec. or if the ratio between datum diameter and pulley face width $d_d : b_2 < 4$ at $v > 20$ m/sec. Surcharges for balancing on request. Please give pulley operating speed.

Surcharges for finished bore H7 and keyway to DIN 6885 part 1							
Quantity	Finished bore up to 30 mm		Finished bore 31 mm to 50 mm		Finished bore 51 mm to 75 mm		Drilled and tapped for set screws
	price per item € without keyway	price per item € with keyway	price per item € without keyway	price per item € with keyway	price per item € without keyway	price per item € with keyway	price per item €
1 to 2							
3 to 5							
6 to 10							
11 to 24							
25 to 50							
over 50							

Special pulleys and custom designed pulleys on request.

optibelt KS V-Grooved Pulleys for Taper Bushings
Profile SPB



Datum diameter d_d (mm)	No. of grooves	Type	Type No.	Weight without bushing (≈kg)	Taper bushing	Datum diameter d_d (mm)	No. of grooves	Type	Type No.	Weight without bushing (≈kg)	Taper bushing
TB SPB/17						180	1	○	9	4.1	1610
100	1	●	8	0.9	1610		2	●	8	4.5	2517
	2	●	6	1.2	1610		3	●	2	5.5	2517
	3	●	6	1.7	1610		4	●	4	6.9	2517
106	1	●	8	1.0	1610		5	●	4	7.1	3020
	2	●	6	1.35	1610		6	●	4	7.7	3020
	3	●	6	1.85	1610		8	●	4	9.5	3030
112	1	●	8	1.1	1610		190	1	○	5	4.6
	2	●	6	1.5	1610	2		●	8	5.0	2517
	3	●	6	2.0	1610	3		●	2	6.3	2517
118	1	●	8	1.3	1610	4		●	4	7.6	2517
	2	●	2	1.7	1610	5		●	4	8.1	3020
	3	●	2	2.3	1610	6		●	4	9.2	3020
125	1	●	8	1.5	1610	8		●	4	11.2	3030
	2	●	2	1.9	2012	200		1	x	7	5.0
	3	●	2	2.4	2012		2	●	8	5.4	2517
	4	●	4	3.0	2012		3	●	2	6.5	2517
	5	●	6	3.5	2012		4	●	4	8.8	3020
132	1	●	8	1.8	1610		5	●	4	9.1	3020
	2	●	2	2.2	2012		6	●	4	10.3	3020
	3	●	2	2.8	2012		8	●	4	13.5	3535
	4	●	4	3.4	2012		212	1	x	7	4.2
	5	●	6	3.7	2517	2		○	5	4.9	2517
140	1	●	8	2.3	1610	3		○	9	6.0	2517
	2	●	2	2.7	2012	4		●	4	9.8	3020
	3	●	2	3.3	2012	5		●	4	11.0	3020
	4	●	4	3.7	2517	6		●	4	14.3	3535
	5	●	4	4.5	2517	8		●	4	16.6	3535
	6	●	4	4.6	2517	224		1	x	7	4.7
150	1	●	8	2.7	1610		2	x	7	5.3	2517
	2	●	2	3.1	2012		3	x	10	6.3	2517
	3	●	2	3.9	2517		4	●	4	11.3	3020
	4	●	4	4.4	2517		5	●	4	12.7	3020
	5	●	4	5.2	2517		6	●	4	17.0	3535
	6	●	4	5.6	2517		8	●	4	19.3	3535
160	1	●	8	2.8	1610		10	●	4	21.8	3535
	2	●	2	3.9	2012	236	1	x	7	5.0	2012
	3	●	2	4.8	2517		2	x	7	5.5	2517
	4	●	4	5.7	2517		3	x	10	7.0	2517
	5	●	4	6.6	2517		4	●	4	14.5	3020
	6	●	4	6.5	3020		5	●	4	16.9	3535
	8	●	4	8.0	3020		6	●	4	20.0	3535
170	1	●	8	2.9	1610		8	●	4	22.3	3535
	2	●	2	3.3	2012		10	●	4	25.3	3535
	3	●	2	4.9	2517						
	4	●	4	5.7	2517						
	5	●	4	6.1	3020						
	6	●	4	6.5	3020						
	8	●	4	8.0	3030						



optibelt **KS** V-Grooved Pulleys for Taper Bushings Profile SPB

Datum diameter d_d (mm)	No. of grooves	Type	Type No.	Weight without bushing (≈kg)	Taper bushing	Datum diameter d_d (mm)	No. of grooves	Type	Type No.	Weight without bushing (≈kg)	Taper bushing	
250	1	x	7	5.4	2012	375	2	x	7	9.5	3020	
	2	x	7	5.5	2517		3	x	10	11.5	3020	
	3	x	10	7.7	3020		4	x	7	16.5	3535	
	4	x	10	19.6	3020		6	x	10	25.0	3535	
	5	●	4	21.7	3535		8	x	10	28.0	3535	
	6	●	4	23.3	3535		400	2	x	7	10.0	3020
	8	●	4	27.5	3535			3	x	7	18.3	3535
	10	●	4	29.3	3535			4	x	7	20.5	3535
265	2	x	7	6.2	2517	5		x	10	23.4	3535	
	3	○	9	8.0	3020	6		x	10	25.1	3535	
	4	○	9	9.5	3020	8		x	10	36.5	4040	
	6	●	4	16.7	3535	10		x	10	41.0	4040	
	8	●	4	24.0	3535	425		2	x	7	11.5	3020
280	1	x	7	6.1	2012		3	x	7	18.0	3535	
	2	x	7	6.8	2517		4	x	7	19.5	3535	
	3	x	10	8.6	3020		6	x	10	25.1	3535	
	4	x	10	10.1	3020		8	x	10	52.5	4040	
	5	○	9	17.8	3535		450	2	x	7	12.1	3020
	6	○	9	19.6	3535			3	x	7	21.9	3535
	8	○	9	26.7	3535			4	x	7	24.5	3535
	10	○	9	30.5	3535	5		x	10	27.3	3535	
300	2	x	7	7.3	2517	6		x	10	35.5	4040	
	3	x	10	9.2	3020	8		x	10	40.9	4040	
	4	x	7	14.3	3535	10		x	10	53.5	4545	
	5	x	10	18.2	3535	500		2	x	7	13.2	3020
	6	x	10	21.9	3535		3	x	7	23.1	3535	
	8	○	9	26.2	3535		4	x	7	26.6	3535	
315	1*	x	7	7.2	2012		5	x	10	29.9	3535	
	2	x	7	7.8	2517		6	x	10	38.9	4040	
	3	x	10	9.6	3020		8	x	10	45.5	4040	
	4	x	7	17.1	3535		10	x	10	61.0	4545	
	5	x	10	18.8	3535		560	2*	x	7	16.5	3030
	6	x	10	23.0	3535	3		x	7	25.9	3535	
	8	x	10	26.0	3535	4		x	7	29.0	3535	
	10	○	9	31.5	3535	5		x	7	35.3	4040	
335	2	x	7	7.8	2517	6		x	10	43.1	4040	
	3	x	10	10.5	3020	8		x	10	49.0	4545	
	4	x	7	18.3	3535	10		x	10	55.7	4545	
	5	x	10	19.5	3535	630		2*	x	7	18.5	3030
	6	x	10	22.0	3535		3	x	7	28.9	3535	
	8	x	10	28.2	3535		4	x	7	33.3	3535	
	10	x	10	36.0	4040		5	x	7	43.1	4040	
355	2	x	7	8.7	3020		6	x	10	49.2	4040	
	3	x	10	12.1	3020		8	x	10	62.0	4545	
	4	x	7	18.6	3535		10	x	10	72.0	4545	
	5	x	10	20.8	3535		710	3	x	7	33.2	3535
	6	x	10	22.8	3535	4		x	7	39.1	3535	
	8	x	10	32.0	3535	5		x	7	50.2	4040	
	10	x	10	38.0	4040	6		x	10	62.3	4040	
						8		x	10	71.0	4545	
					10	x		10	80.0	4545		

Datum diameter d _d (mm)	No. of grooves	Type	Weight (≈kg)	Finished bore hole d _{max} (mm)	Hub length l (mm)	Datum diameter d _d (mm)	No. of grooves	Type	Weight (≈kg)	Finished bore hole d _{max} (mm)	Hub length l (mm)
SPB/17											
56▲	1	○	0.600	20	41	118▲	1	○	1.600	32	41
	2	○	1.000	20	60		2	○	2.400	38	60
	3	○	1.100	22	62		3	○	3.200	42	55
63▲	1	○	0.800	20	41		4	○	5.200	42	70
	2	○	1.200	20	60		5	○	7.200	42	75
	3	○	1.200	22	62		6	○	6.600	42	85
71▲	1	○	0.800	22	41	125▲	1	○	1.700	32	41
	2	○	1.300	22	60		2	○	2.600	38	60
	3	○	1.600	22	55		3	○	3.300	42	55
75▲	1	○	0.800	25	41		4	○	4.700	42	70
	2	○	1.400	25	60		5	○	8.600	42	75
	3	○	1.900	25	62		6	○	8.000	48	85
80▲	1	○	1.000	28	41	132▲	1	○	1.900	30	41
	2	○	1.700	28	60		2	○	2.600	30	60
	3	○	2.100	28	55		3	○	3.500	42	55
	4	○	2.400	28	70		4	○	6.300	42	70
	5	○	2.700	28	80		5	○	9.400	42	75
85▲	1	○	1.100	30	41		140	6	○	8.500	42
	2	○	1.700	30	60	1		○	2.100	32	41
	3	○	2.200	30	55	2		○	2.900	38	60
	4	○	2.700	30	70	3		○	3.900	42	55
	5	○	3.000	30	75	4		○	6.900	42	70
90▲	1	○	1.200	32	41	150		5	○	7.600	48
	2	○	1.800	38	60		6	○	11.400	48	85
	3	○	2.300	38	55		1	○	2.400	32	43
	4	○	3.100	38	70		2	○	3.200	38	48
	5	○	3.300	38	75		3	○	4.300	42	60
95▲	1	○	1.300	35	41		160	4	○	6.800	42
	2	○	2.000	38	60	5		○	8.400	48	75
	3	○	2.500	38	67	6		○	12.100	48	85
	4	○	2.900	38	70	1		x	2.500	38	43
	5	○	3.600	38	75	2		x	3.300	42	48
100▲	1	○	1.300	32	41	170		3	x	4.600	48
	2	○	2.100	38	60		4	○	7.000	48	70
	3	○	2.900	38	55		5	○	9.400	48	75
	4	○	3.800	38	70		6	○	12.900	55	85
	5	○	4.500	38	75		1	x	2.900	42	43
	6	○	5.200	38	124		2	x	3.400	42	48
106▲	1	○	1.500	28	41	180	3	x	4.900	42	60
	2	○	2.000	28	60		4	○	7.200	48	70
	3	○	3.000	30	55		5	○	8.900	48	75
	4	○	4.300	30	70		6	○	13.100	48	85
	5	○	5.100	32	75		1	x	3.100	38	43
	6	○	6.000	32	124		2	x	3.900	42	48
112▲	1	○	1.500	32	41		3	x	5.300	48	60
	2	○	2.400	38	60		4	x	7.400	48	70
	3	○	3.100	38	55		5	○	9.100	55	75
	4	○	4.800	42	67		6	○	10.800	60	85
	5	○	5.600	42	75						
	6	○	6.200	42	85						

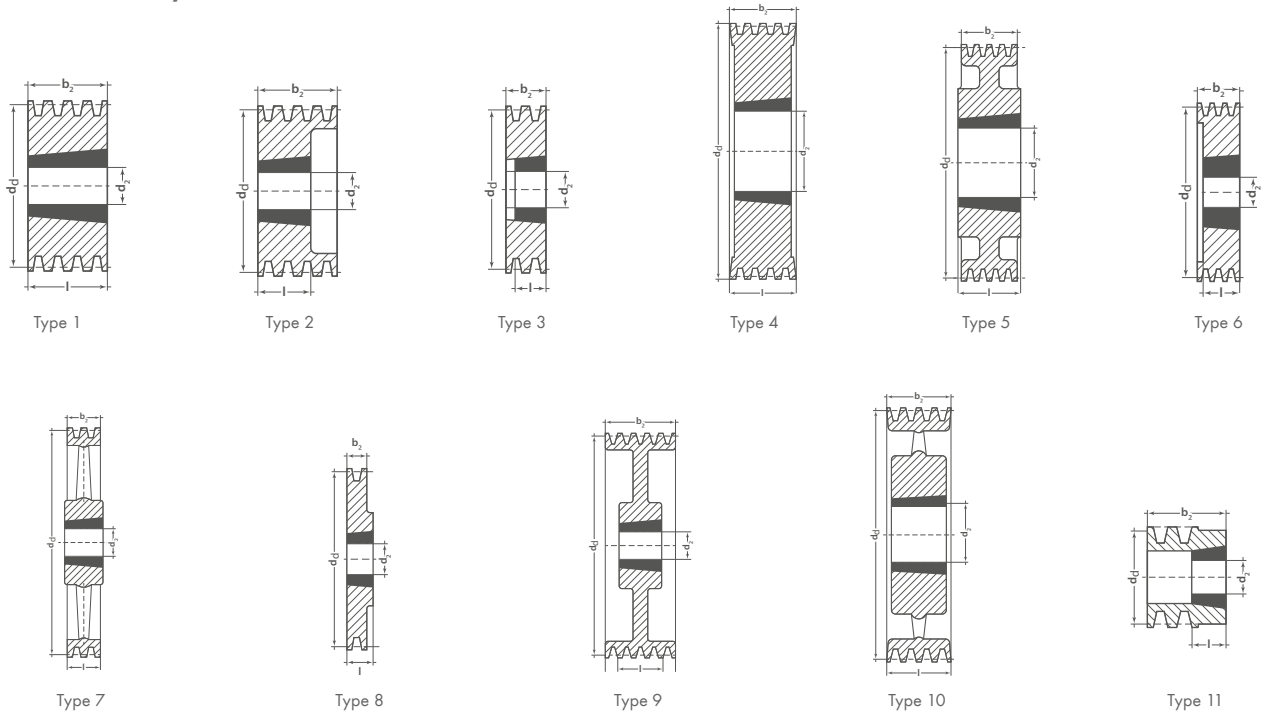
Datum diameter d_d (mm)	No. of grooves	Type	Weight (\approx kg)	Finished bore hole d_{max} (mm)	Hub length l (mm)	Datum diameter d_d (mm)	No. of grooves	Type	Weight (\approx kg)	Finished bore hole d_{max} (mm)	Hub length l (mm)
190	1	x	3.200	42	43	355	1	x	7.000	48	49
	2	x	4.200	42	48		2	x	9.700	55	55
	3	x	5.500	42	60		3	x	13.400	55	67
	4	x	7.700	48	70		4	x	18.300	60	80
	5	○	9.200	50	75		5	x	18.800	65	75
	6	○	12.000	55	85		6	x	19.800	75	90
200	1	x	3.400	38	43	400	1	x	8.500	50	49
	2	x	4.500	42	48		2	x	10.000	55	55
	3	x	5.900	48	60		3	x	14.300	60	67
	4	x	8.000	50	60		4	x	18.500	65	80
	5	○	9.500	55	80		5	x	22.500	70	85
	6	○	12.200	60	90		6	x	28.000	75	90
212	1	x	3.800	42	43	450	1	x	9.900	50	55
	2	x	4.700	42	48		2	x	10.900	55	55
	3	x	6.200	48	60		3	x	15.100	60	67
	4	x	7.700	50	70		4	x	20.500	65	80
	5	x	10.300	50	80		5	x	26.000	70	80
	6	○	13.500	55	90		6	x	28.900	75	90
225	1	x	4.000	42	43	500	1	x	10.700	50	55
	2	x	5.400	42	48		2	x	13.700	60	59
	3	x	6.900	48	60		3	x	15.200	65	67
	4	x	8.600	55	70		4	x	21.300	70	80
	5	○	11.700	50	90		5	x	30.000	75	80
	6	○	14.800	55	90		6	x	33.800	80	90
250	1	x	4.200	42	43	560	2	x	15.000	60	55
	2	x	6.100	48	55		3	x	24.200	65	67
	3	x	8.600	55	60		4	x	26.000	70	80
	4	x	9.800	60	70		5	x	34.400	75	80
	5	x	13.200	65	80		6	x	39.000	80	90
	6	x	17.000	65	90		2	x	20.200	60	80
280	1	x	5.700	48	49	630	3	x	27.000	65	80
	2	x	7.000	48	55		4	x	30.800	75	86
	3	x	9.700	55	60		5	x	37.200	80	90
	4	x	11.500	60	70		6	x	44.000	90	100
	5	x	15.500	65	80						
	6	x	18.000	65	90						
300	1	x	5.900	48	49						
	2	x	7.500	48	55						
	3	x	10.500	55	67						
	4	x	12.400	60	80						
	5	x	16.500	65	80						
	6	x	18.300	70	90						
315	1	x	6.400	48	49						
	2	x	8.200	55	55						
	3	x	12.900	55	67						
	4	x	13.000	60	80						
	5	x	17.600	65	80						
	6	x	20.600	75	90						

No. of grooves z	1	2	3	4	5	6
Face width b_2 (mm)	25	44	63	86	105	124

● Solid pulley ○ Plate pulley (with or without holes) x Spoked pulley
 ▲ only for profile 17
 Hub position: one side flush
 Material: EN-GJL 200

We reserve the right to make technical changes.

Types V-Grooved Pulleys:



We reserve the right to make technical changes.

Balancing:

The list prices apply, to cast iron pulleys balanced in one plane as follows: Grade G 6,3 for $\varnothing d_d \leq 400$ mm at $n = 1500$ rpm, for $\varnothing d_d > 400$ mm at $v = 30$ m/sec.

Balancing is carried out minus the key on a smooth mandrel. Machines where the rotors are balanced with an adjusting spring inserted in the shaft end must be ordered as follows: "Balanced with finished bore without key on a smooth mandrel without inserted spring".

We recommend balancing in two planes grade G 16 or better if $v \geq 30$ m/sec. or if the ratio between datum diameter and pulley face width $d_d : b_2 < 4$ at $v > 20$ m/sec. Surcharges for balancing on request. Please give pulley operating speed.

Surcharges for finished bore H7 and keyway to DIN 6885 part 1							
Quantity	Finished bore up to 30 mm		Finished bore 31 mm to 50 mm		Finished bore 51 mm to 75 mm		Drilled and tapped for set screws
	price per item € without keyway	price per item € with keyway	price per item € without keyway	price per item € with keyway	price per item € without keyway	price per item € with keyway	price per item €
1 to 2							
3 to 5							
6 to 10							
11 to 24							
25 to 50							
over 50							

Special pulleys and custom designed pulleys on request.



optibelt **KS** V-Grooved Pulleys for Taper Bushings Profile SPC

Datum diameter d_d (mm)	No. of grooves	Type	Type No.	Weight without bushing (≈kg)	Taper bushing	Datum diameter d_d (mm)	No. of grooves	Type	Type No.	Weight without bushing (≈kg)	Taper bushing	
TB SPC/22						TB SPC/22						
200	3	●	4	9.0	2517	335	3	x	7	22.5	3535	
	4	●	4	10.5	3020		4	x	10	26.5	3535	
	5	●	4	14.0	3535		5	x	10	30.0	3535	
	6	●	4	17.0	3535		6	x	10	35.0	3535	
212	3	●	4	10.0	3020		8	○	9	58.0	4040	
	4	●	4	12.5	3020		10	●	4	77.0	4545	
	5	●	4	15.0	3535		12	●	4	82.0	5050	
	6	●	4	18.0	3535		355	3	x	7	28.0	3535
224	3	●	4	11.0	3020			4	x	10	31.0	3535
	4	●	4	14.0	3535			5	x	10	34.0	3535
	5	●	4	16.2	3535			6	x	10	37.5	3535
	6	●	4	19.0	3535			8	x	10	49.5	4040
	8	●	4	24.9	3535	10		●	4	84.0	4545	
236	3	●	4	12.0	3020	12		●	4	86.0	5050	
	4	●	4	17.2	3535	375		3	x	7	23.8	3535
	5	●	4	19.1	3535			4	x	10	30.0	3535
	6	●	4	20.8	3535			5	x	10	33.0	3535
	8	●	4	25.5	3535			6	x	10	45.5	4040
250	3	●	4	14.5	3020			8	x	10	68.0	4545
	4	●	4	20.7	3535		10	○	9	88.0	4545	
	5	●	4	22.8	3535		12	●	4	92.0	5050	
	6	●	4	26.0	3535		400	3	x	7	24.1	3535
	8	●	4	29.7	3535			4	x	10	28.0	3535
	10	●	4	34.0	4040			5	x	10	34.0	3535
265	3	●	8	21.2	3535			6	x	10	48.0	4040
	4	●	4	24.0	3535			8	x	10	65.0	4545
	5	●	4	31.2	3535	10		○	9	88.0	5050	
	6	●	4	29.0	3535	12		○	9	98.0	5050	
	8	●	4	33.3	3535	425		3	x	7	26.0	3535
280	3	●	8	24.0	3535			4	x	10	31.0	3535
	4	○	9	29.0	3535			5	x	10	45.0	3535
	5	○	9	31.0	3535			6	x	10	58.0	4040
	6	○	9	33.8	3535			8	x	10	74.0	4545
	8	●	4	37.5	3535		10	○	9	96.0	5050	
	10	●	4	45.0	4040		12	○	9	100.0	5050	
300	3	x	7	21.0	3535		450	3	x	7	28.6	3535
	4	○	9	25.0	3535			4	x	10	33.5	3535
	5	○	9	28.5	3535			5	x	10	45.0	4040
	6	○	9	29.0	3535			6	x	10	61.1	4545
	8	●	4	46.5	4040			8	x	10	78.7	5050
	10	●	4	53.5	4545	10		x	10	101.0	5050	
315	3	x	7	21.6	3535	12		○	9	113.0	5050	
	4	x	10	24.6	3535	475		3	x	7	40.0	3535
	5	x	10	29.0	3535			4	x	10	47.0	3535
	6	x	10	31.4	3535			5	x	10	47.2	4040
	8	●	4	50.0	4040			6	x	10	62.8	4545
	10	●	4	58.0	4545			8	x	10	81.5	5050
	12	●	4	69.0	5050		10	x	10	90.0	5050	
							12	○	9	120.0	5050	

optibelt KS V-Grooved Pulleys for Taper Bushings Profile SPC



Datum diameter d ₂ (mm)	No. of grooves	Type	Type No.	Weight without bushing (≈kg)	Taper bushing						
500	3	x	7	30.9	3535						
	4	x	10	39.0	3535						
	5	x	10	48.7	4040						
	6	x	10	60.2	4545						
	8	x	10	87.4	5050						
	10	x	10	105.0	5050						
560	12	○	9	127.0	5050						
	3	x	7	36.0	3535						
	4	x	10	50.0	4040						
	5	x	10	63.0	4545						
	6	x	10	77.0	5050						
	8	x	10	94.0	5050						
630	10	x	10	115.0	5050						
	12	x	10	145.0	5050						
	3	x	7	48.5	4040						
	4	x	7	61.0	4545						
	5	x	10	77.0	5050						
	6	x	10	86.0	5050						
710	8	x	10	105.5	5050						
	10	x	10	130.0	5050						
	12	x	10	160.0	5050						
	3*	x	7	62.5	4040						
	4*	x	7	78.6	5050						
	5	x	10	89.6	5050						
800	6	x	10	99.4	5050						
	8	x	10	117.5	5050						
	10	x	10	137.1	5050						
	12	x	10	170.0	5050						
	3*	x	7	72.0	4545						
	4*	x	7	90.8	5050						
1000	5	x	10	102.5	5050						
	6	x	10	113.7	5050						
	8	x	10	136.6	5050						
	10	x	10	160.7	5050						
	12	x	10	220.0	5050						
	5	x	10	134.0	5050						
1250	6	x	10	150.0	5050						
	8	x	10	181.4	5050						
	10	x	10	217.2	5050						
	12*	x	10	270.0	5050						
1250	5	x	10	177.6	5050						
	6	x	10	201.4	5050						
	8	x	10	243.7	5050						
	10	x	10	292.1	5050						
1250	12	x	10	310.0	5050						

No. of grooves z	2	3	4	5	6	8	10
Face width b ₂ (mm)	59.50	85.00	110.50	136.00	161.50	212.50	263.50

Taper bushing	2517	3020	3535	4040	4545	5050
Bore d ₂ (mm) from ... to ...	16-65	25-75	35-90	40-100	55-110	70-125

● Solid pulley ○ Plate pulley (with or without holes) x Spoked pulley
Material: EN-GJL 200
* Non stock items
Bore diameters d₂ see page 4

We reserve the right to make technical changes.

optibelt **KS V-Grooved Pulleys for Plain Boring**
Profile SPC



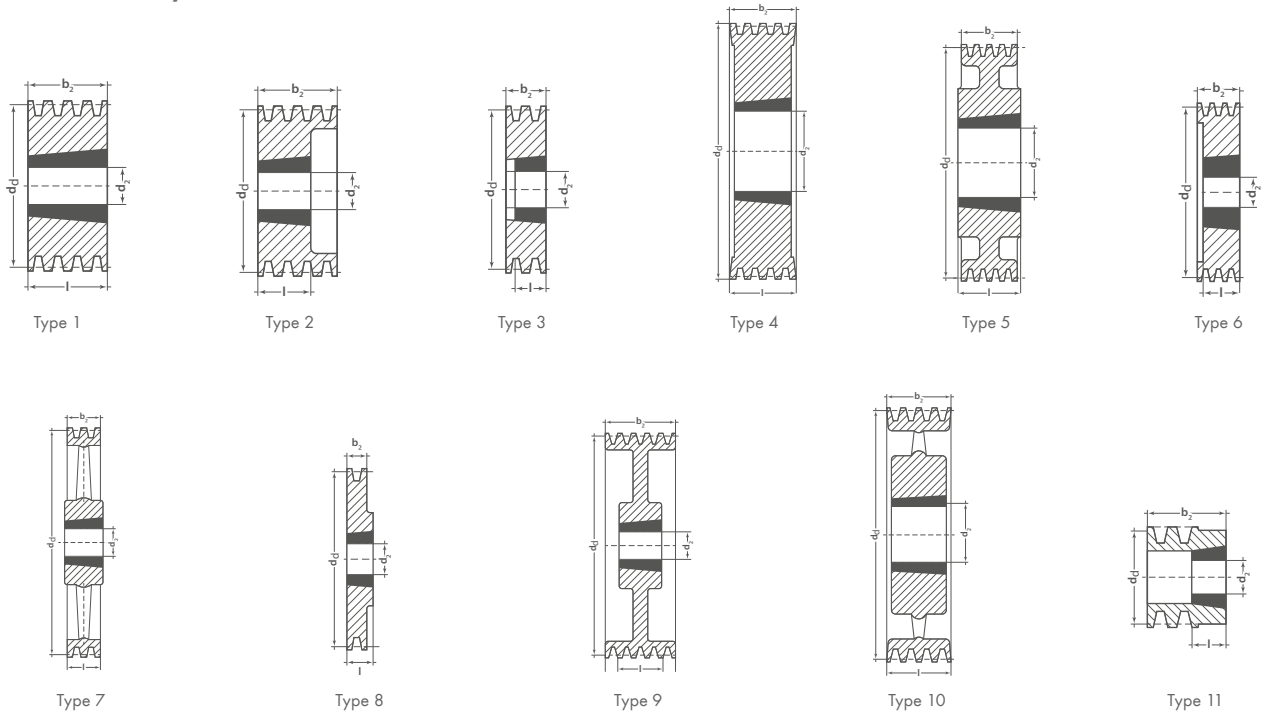
Datum diameter d_d (mm)	No. of grooves	Type	Weight (≈kg)	Finished bore hole d_{max} (mm)	Hub length l (mm)	Datum diameter d_d (mm)	No. of grooves	Type	Weight (≈kg)	Finished bore hole d_{max} (mm)	Hub length l (mm)
SPC/22											
180	1*	○	4.200	40	54	450	2*	x	21.100	70	80
	2*	○	7.200	50	64		3*	x	26.300	75	90
	3*	○	10.400	55	90		4*	x	31.100	75	105
	4*	○	10.500	55	95		5*	x	42.200	80	110
	5*	○	18.000	60	100		6*	x	48.500	80	120
	6*	○	23.600	65	115						
200	1*	○	4.800	40	54	500	3*	x	28.400	75	90
	2*	○	7.800	50	64		4*	x	34.100	75	105
	3*	○	8.800	55	90		5*	x	48.200	80	110
	4*	○	11.200	60	95		6*	x	52.500	80	120
	5*	○	15.400	65	100						
	6*	○	27.000	70	125						
225	1*	x	5.500	48	54	560	3*	x	31.100	75	90
	2*	x	7.800	52	64		4*	x	39.000	75	105
	3*	x	10.600	52	90		5*	x	54.100	80	110
	4*	x	13.100	55	95		6*	x	61.500	85	120
	5*	x	16.700	60	100						
	6*	x	35.000	60	115						
250	1*	x	7.300	52	54	630	3*	x	38.500	80	90
	2*	x	8.800	52	64		4*	x	48.100	80	105
	3*	x	11.000	65	90		5*	x	62.200	85	110
	4*	x	15.300	70	95		6*	x	73.200	85	120
	5*	x	19.000	75	100						
	6*	x	23.700	60	115						
280	1*	x	8.700	52	54						
	2*	x	10.900	55	64						
	3*	x	15.600	70	90						
	4*	x	17.500	75	95						
	5*	x	20.500	75	100						
	6*	x	23.700	60	115						
315	1*	x	9.100	52	54						
	2*	x	13.000	55	74						
	3*	x	17.100	70	90						
	4*	x	20.000	75	95						
	5*	x	24.700	80	100						
	6*	x	31.200	85	115						
335	2*	x	14.000	55	74						
	3*	x	18.300	55	90						
	4*	x	22.400	60	95						
	5*	x	28.300	65	100						
	6*	x	34.400	75	115						
355	2*	x	15.200	60	74						
	3*	x	19.200	70	90						
	4*	x	25.800	70	95						
	5*	x	32.000	75	100						
	6*	x	36.200	75	115						
400	3*	x	20.600	70	90						
	4*	x	28.000	70	105						
	5*	x	32.000	75	100						

No. of grooves z	1	2	3	4	5	6
Face width b_2 (mm)	38	64	90	116	142	168

● Spoiled pulley ○ Plate pulley (with or without holes) x Spoked pulley
 * Non stock items
 Hub position: one side flush
 Material: EN-GJL 200

We reserve the right to make technical changes.

Types V-Grooved Pulleys:



We reserve the right to make technical changes.

Balancing:

The list prices apply, to cast iron pulleys balanced in one plane as follows: Grade G 6,3 for $\varnothing d_d \leq 400$ mm at $n = 1500$ rpm, for $\varnothing d_d > 400$ mm at $v = 30$ m/sec.

Balancing is carried out minus the key on a smooth mandrel. Machines where the rotors are balanced with an adjusting spring inserted in the shaft end must be ordered as follows: "Balanced with finished bore without key on a smooth mandrel without inserted spring".

We recommend balancing in two planes grade G 16 or better if $v \geq 30$ m/sec. or if the ratio between datum diameter and pulley face width $d_d : b_2 < 4$ at $v > 20$ m/sec. Surcharges for balancing on request. Please give pulley operating speed.

Surcharges for finished bore H7 and keyway to DIN 6885 part 1							
Quantity	Finished bore up to 30 mm		Finished bore 31 mm to 50 mm		Finished bore 51 mm to 75 mm		Drilled and tapped for set screws
	price per item € without keyway	price per item € with keyway	price per item € without keyway	price per item € with keyway	price per item € without keyway	price per item € with keyway	price per item €
1 to 2							
3 to 5							
6 to 10							
11 to 24							
25 to 50							
over 50							

Special pulleys and custom designed pulleys on request.

optibelt KS V-Grooved Pulleys for Taper Bushings
Profile SPZ



Datum diameter d_d (mm)	No. of grooves	Type	Type No.	Weight without bushing (≈kg)	Taper bushing	Datum diameter d_d (mm)	No. of grooves	Type	Type No.	Weight without bushing (≈kg)	Taper bushing
TB SPZ/10						112	1	●	8	1.0	1610
50	1	●	11	0.3	1008		2	●	6	1.3	1610
	2	●	11	0.4	1008		3	●	6	1.3	2012
56	1	●	11	0.4	1008		4	●	6	1.5	2012
	2	●	11	0.5	1108		5	●	6	1.8	2012
60	1	●	8	0.2	1008		6*	●	6	1.9	2012
	2	●	11	0.6	1108	118	1	●	8	0.9	1610
63	1	●	8	0.2	1108		2	●	6	1.3	1610
	2	●	6	0.3	1108		3	●	6	1.6	2012
	3	●	6	0.4	1108		4	●	6	1.8	2012
67	1	●	8	0.3	1108		5	●	6	1.8	2012
	2	●	6	0.4	1108		6*	●	6	2.0	2517
	3	●	6	0.5	1108	125	1	●	8	1.0	1610
71	1	●	8	0.3	1108		2	●	6	1.4	1610
	2	●	6	0.4	1108		3	●	2	1.8	2012
	3	●	6	0.6	1108		4	●	2	2.2	2012
75	1	●	8	0.4	1108		5	●	6	2.3	2012
	2	●	6	0.4	1210		6*	●	6	2.5	2517
	3	●	6	0.5	1210	132	1	●	8	1.1	1610
80	1	●	8	0.5	1210		2	●	6	1.5	1610
	2	●	6	0.6	1210		3	●	2	2.3	2012
	3	●	6	0.7	1210		4	●	2	2.5	2012
	4	●	6	0.8	1210		5	●	6	2.7	2517
85	1	●	8	0.6	1210		6*	●	6	2.9	2517
	2	●	6	0.5	1610	140	1	●	8	1.2	1610
	3	●	6	0.6	1610		2	●	6	1.7	1610
	4	●	6	0.9	1610		3	●	2	2.6	2012
	5	●	6	1.0	1610		4	●	2	2.9	2012
90	1	●	8	0.7	1210		5	●	2	3.2	2517
	2	●	6	0.7	1610		6*	●	2	3.5	2517
	3	●	6	0.8	1610	8*	●	4	4.0	2517	
	4	●	6	1.0	1610	150	1	●	8	1.2	1610
	5	●	6	1.2	1610		2	●	8	2.0	2012
95	1	●	8	0.7	1210		3	●	2	3.1	2012
	2	●	6	0.8	1610		4	●	2	3.7	2517
	3	●	6	0.9	1610		5	●	2	4.0	2517
	4	●	6	1.1	1610		6*	●	2	4.4	2517
	5	●	6	1.3	1610	8*	●	4	5.1	2517	
100	1	●	8	0.8	1210	160	1	●	8	1.3	1610
	2	●	6	0.9	1610		2	●	8	2.5	2012
	3	●	6	1.1	1610		3	●	2	3.6	2012
	4	●	6	1.1	1610		4	●	2	4.4	2517
	5	●	6	1.3	2012		5	●	2	4.8	2517
	6*	●	6	1.4	2012		6*	●	2	5.2	2517
106	1	●	8	0.9	1610	170	8*	●	4	5.6	2517
	2	●	6	1.1	1610		1	●	8	1.5	1610
	3	●	6	1.3	1610		2	●	8	2.5	2012
	4	●	6	1.3	1610		3	●	4	4.2	2012
	5	●	6	1.5	2012		4	●	2	5.3	2517
	6*	●	6	1.6	2012		5	●	2	5.9	2517
						6*	●	2	6.5	2517	

Datum diameter d_d (mm)	No. of grooves	Type	Type No.	Weight without bushing (≈kg)	Taper bushing	Datum diameter d_d (mm)	No. of grooves	Type	Type No.	Weight without bushing (≈kg)	Taper bushing
180	1	x	7	1.6	1610	355	1	x	7	3.5	2012
	2	○	5	2.5	2012		2	x	7	5.1	2012
	3	○	9	4.8	2012		3	x	7	7.3	2517
	4	●	2	6.1	2517		4	x	10	8.9	2517
	5	●	2	6.3	2517		5	x	10	10.0	2517
	6*	●	4	6.8	2517		6*	x	10	10.7	2517
	8*	●	4	7.1	2517		8*	x	10	16.0	3030
190	1	x	7	1.8	1610	400	1	x	7	6.0	2012
	2	○	5	2.6	2012		2	x	7	6.3	2517
	3	○	9	4.9	2012		3	x	7	8.0	2517
	4	○	9	5.3	2517		4	x	10	10.1	2517
	5	○	9	6.3	2517		5	x	10	11.7	3020
	6*	○	9	6.9	2517		6*	x	10	14.5	3030
200	1	x	7	2.3	2012	450	8*	x	10	18.2	3030
	2	x	7	2.8	2012		1*	x	7	6.1	2517
	3	x	10	3.5	2012		2*	x	7	8.2	2517
	4	○	9	4.7	2517		3*	x	7	9.8	2517
	5	○	9	5.5	2517		4*	x	10	11.8	3020
	6*	○	9	6.1	2517		5*	x	10	13.9	3020
	8*	●	4	9.3	3020		6*	x	10	16.9	3030
224	1	x	7	2.5	2012	500	8*	x	10	24.0	3535
	2	x	7	3.2	2012		2*	x	7	9.1	2517
	3	x	10	3.9	2012		3*	x	7	11.4	2517
	4	x	10	5.2	2517		4*	x	10	14.3	3020
	5	x	10	6.0	2517		5*	x	7	17.6	3030
	6*	x	10	6.6	2517		6*	x	10	19.9	3030
	8*	●	4	11.8	3020		630	3*	x	7	15.9
250	1	x	7	2.8	2012	4*		x	7	20.0	3030
	2	x	7	3.5	2012	5*		x	7	22.7	3030
	3	x	10	4.3	2012	6*		x	7	33.6	3535
	4	x	10	5.7	2517	280	1	x	7	2.9	2012
	5	x	10	6.4	2517		2	x	7	4.0	2012
	6*	x	10	7.0	2517		3	x	7	5.3	2517
	8*	x	10	10.5	3020		4	x	10	6.4	2517
280	1	x	7	2.9	2012		5	x	10	7.1	2517
	2	x	7	4.0	2012		6*	x	10	7.8	2517
	3	x	7	5.3	2517		8*	x	10	10.8	3020
	4	x	10	6.4	2517	315	1	x	7	3.1	2012
	5	x	10	7.1	2517		2	x	7	4.2	2012
	6*	x	10	7.8	2517		3	x	7	6.1	2517
8*	x	10	10.8	3020	4		x	10	7.6	2517	
315	1	x	7	3.1	2012		5	x	10	8.6	2517
	2	x	7	4.2	2012		6*	x	10	9.3	2517
	3	x	7	6.1	2517						
	4	x	10	7.6	2517						
	5	x	10	8.6	2517						
	6*	x	10	9.3	2517						

No. of grooves z	1	2	3	4	5	6	8
Face width b_2 (mm)	16	28	40	52	64	76	100

Taper bushing	1008	1108	1210	1610	1615	2012	2517	3020	3535
Bore d_2 (mm) from... to...	10-25	10-28	11-32	14-42	14-42	14-50	16-65	25-75	35-90

● Solid pulley ○ Plate pulley (with or without holes) x Spoked pulley
 Material: EN-GJL 200
 * Non stock items
 Bore diameters d_2 see page 4

We reserve the right to make technical changes.

Datum diameter d_d (mm)	No. of grooves	Type	Weight (\approx kg)	Finished bore hole d_{max} (mm)	Hub length l (mm)	Datum diameter d_d (mm)	No. of grooves	Type	Weight (\approx kg)	Finished bore hole d_{max} (mm)	Hub length l (mm)
SPZ/10											
45▲	1	○	0.200	16	24	140	1	○	0.900	28	24
	2	○	0.300	16	35		2	○	1.400	38	38
	3	○	0.400	16	35		3	○	1.700	38	40
50▲	1	○	0.300	20	24	150	1	x	1.100	28	24
	2	○	0.400	20	35		2	○	1.500	38	38
	3	○	0.500	20	40		3	○	1.900	38	40
56▲	1	○	0.300	20	24	160	1	x	1.200	32	30
	2	○	0.500	25	35		2	x	1.600	38	38
	3	○	0.700	25	40		3	x	2.400	42	40
63	1	○	0.300	25	24	170	1	x	1.700	40	30
	2	○	0.600	25	35		2	x	1.900	40	38
	3	○	0.900	25	40		3	x	3.000	42	40
71	1	○	0.300	25	24	180	1	x	2.100	32	30
	2	○	0.600	25	35		2	x	3.100	38	38
	3	○	1.000	30	40		3	x	3.500	42	40
75	1	○	0.400	24	24	190	1	x	2.300	35	30
	2	○	0.600	24	35		2	x	2.400	35	38
	3	○	1.100	28	40		3	x	4.000	35	40
80	1	○	0.400	25	24	200	1	x	2.400	32	38
	2	○	0.700	30	35		2	x	2.900	38	38
	3	○	1.100	38	35		3	x	4.500	42	40
85	1	○	0.300	25	24	212	1	x	2.600	35	30
	2	○	0.700	30	35		2	x	3.400	35	38
	3	○	1.100	38	35		3	x	5.000	38	40
90	1	○	0.400	25	24	225	1	x	2.800	32	38
	2	○	0.800	30	35		2	x	4.000	38	38
	3	○	1.200	38	38		3	x	5.300	42	40
95	1	○	0.400	28	24	250	1	x	3.300	32	38
	2	○	0.800	28	35		2	x	4.800	38	38
	3	○	1.200	38	38		3	x	6.000	42	40
100	1	○	0.500	28	24	280	1	x	3.900	35	34
	2	○	0.900	30	35		2	x	5.200	42	38
	3	○	1.300	38	38		3	x	7.000	48	40
106	1	○	0.500	30	24	315	1	x	4.400	35	34
	2	○	1.000	28	35		2	x	6.800	42	38
	3	○	1.300	38	38		3	x	8.300	48	40
112	1	○	0.500	28	24	355	1	x	4.600	35	34
	2	○	1.000	30	35		2	x	8.000	42	40
	3	○	1.400	38	38		3	x	10.000	48	45
118	1	○	0.600	28	24						
	2	○	1.100	38	35						
	3	○	1.500	38	38						
125	1	○	0.700	28	24						
	2	○	1.200	38	35						
	3	○	1.600	38	40						
132	1	○	0.800	30	24						
	2	○	1.300	38	35						
	3	○	1.600	40	40						

No. of grooves z	1	2	3
Face width b_2 (mm)	16	28	40

● Solid pulley ○ Plate pulley (with or without holes) x Spoked pulley
▲ only for profile 10
Hub position: one side flush
Material: EN-GJL 200

We reserve the right to make technical changes.